

DECEMBER 2010 VENICE SALES

VENICE SINGLE FAMILY RESIDENTIAL SALES ...

SINGLE FAMILY SALES . DECEMBER . 2010						
STREET	BDM	BTH	SQ FT	YR BLT	LOT SZ	SALE PRICE
PENMAR AVE	2	2	940	1949	2894	\$600,000
INDIANA AVE	3	2	1410	1948	5280	\$617,000
OAKWOOD AVE	2	1	810	1919	3310	\$689,000
WALNUT AVE	2	1	1020	1927	5720	\$725,000
VAN BUREN AVE	3	1	1128	1928	4200	\$730,000
AMOROSO PL	3	1	1406	1948	5863	\$835,000
18TH AVE	2	2	1266	1903	2640	\$870,000
WALNUT AVE	3	2	1366	1947	5850	\$875,000
WARREN AVE	5	3	2270	1924	4400	\$1,060,000
BEACH AVE	4	3	2283	2001	3900	\$1,200,000
ALTAIR PL	3	2	1943	1914	2701	\$1,275,000
ALBERTA AVE	5	4.5	2629	2006	3000	\$1,875,000
TOTAL SALES						\$11,351,000
AVERAGE SALE PRICE						\$945,917
AVERAGE \$ PER SQ FT						\$615

VENICE RESIDENTIAL INCOME SALES ...

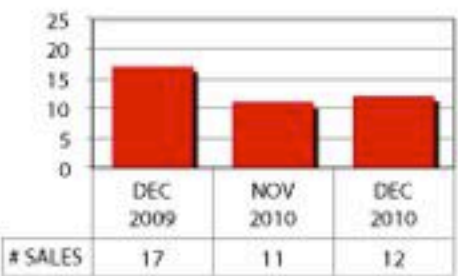
RESIDENTIAL INCOME SALES . DECEMBER . 2010							
STREET	# UNITS	BDM	BTH	SQ FT	YR BLT	LOT SZ	SALE PRICE
SAN JUAN AVE	2	4	2	1812	1946	5183	\$725,000
GRAND BLVD	2	2	2	1895	1923	2700	\$900,000
INDIANA AVE	3	9	7	4047	2001	4796	\$1,101,000
MILWOOD AVE	2	5	3	1800	1924	4375	\$1,250,000
MARKET ST	2	4	6	3456	1990	2850	\$1,420,000
BROOKS AVE	7	6	7	1844	1909	3963	\$1,480,000
TOTAL SALES							\$6,876,000
AVERAGE SALE PRICE							\$1,146,000
AVERAGE \$ PER SQ FT							\$463

VENICE CONDOMINIUM SALES ...

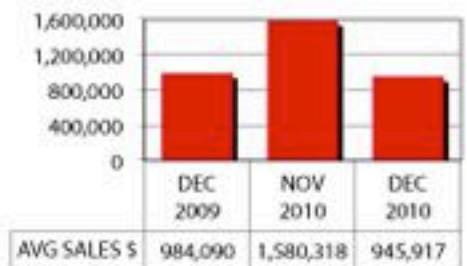
CONDOMINIUM SALES . DECEMBER . 2010					
STREET	BDM	BTH	SQ FT	YR BLT	SALE PRICE
HAMPTON DR	2	2	1610	2004	\$718,000
MAIN ST	1	1	1383	2008	\$788,000
TOTAL SALES					\$1,506,000
AVERAGE SALE PRICE					\$753,000
AVERAGE \$ PER SQ FT					\$503

SALES COMPARISON ...

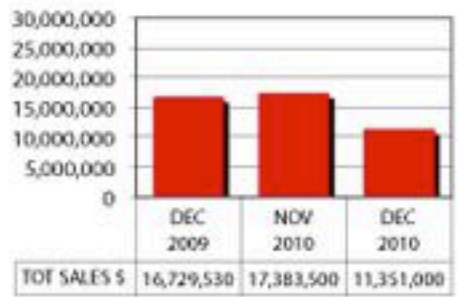
Number of Single Family Homes Sold



Average Single Family Home Sale Price



Total Single Family Home Sales Volume



Average Single Family Home Price / Sq Ft

