

NOVEMBER 2008 VENICE SALES

VENICE SINGLE FAMILY RESIDENTIAL SALES ...

SINGLE FAMILY SALES . NOVEMBER . 2008						
STREET	BDM	BTH	SQ FT	YR BLT	LOT SZ	SALE PRICE
MILWOOD AVE	2	1	788	1946	5400	\$879,000
ROSE AVE	4	3.5	2868	1947	4500	\$1,068,750
STH AVE	2	1.75	1302	1905	7200	\$1,325,000
EASTERN CANAL	1	1.75	1775	1929	2700	\$1,743,000
LOVELLA AVE	4	4	3400	2008	5600	\$1,800,000
TOTAL SALES						\$6,815,750
AVERAGE SALE PRICE						\$1,363,150
AVERAGE \$ PER SQ FT						\$673

VENICE RESIDENTIAL INCOME SALES ...

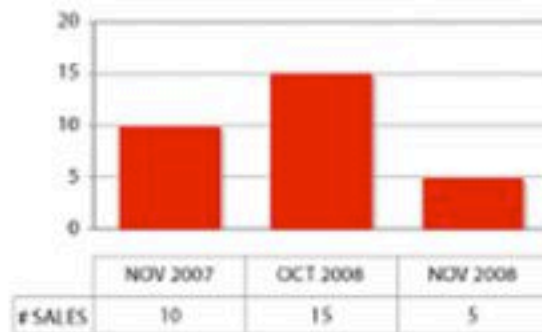
RESIDENTIAL INCOME SALES . NOVEMBER . 2008							
STREET	UNITS	BDM	BTH	SQ FT	YR BLT	LOT SZ	SALE PRICE
PALMS BLVD	2	3	2	1247	1914	5400	\$1,010,000
CABRILLO AVE	2	2	2	1244	1920	2570	\$1,217,440
TOTAL SALES							\$2,227,440
AVERAGE SALE PRICE							\$1,113,720
AVERAGE \$ PER SQ FT							\$894

VENICE CONDOMINIUM SALES ...

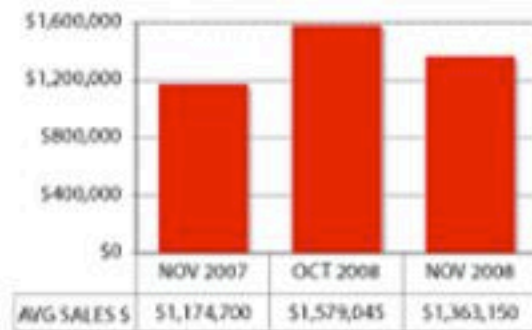
CONDOMINIUM SALES . NOVEMBER . 2008						
STREET	BDM	BTH	SQ FT	YR BLT		SALE PRICE
HAMPTON DR	1	1.5	1358	2004		\$881,500
ROSE AVE	3	3	2070	1992		\$975,000
MILDRED AVE	2	2.5	1695	2008		\$1,075,000
TOTAL SALES						\$2,931,500
AVERAGE SALE PRICE						\$977,167
AVERAGE \$ PER SQ FT						\$572

SALES COMPARISON ...

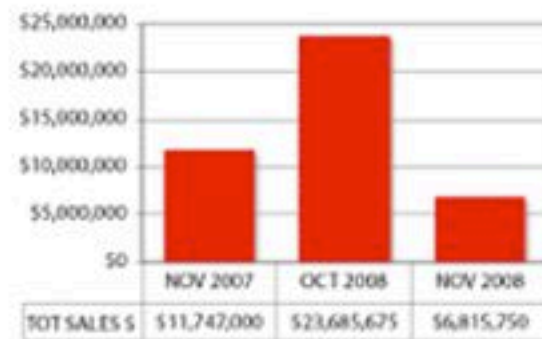
Number of Single Family Homes Sold



Average Single Family Home Sale Price



Total Single Family Home Sales Volume



Average Single Family Home Price / Sq Ft

