

JULY 2010 VENICE SALES

VENICE SINGLE FAMILY RESIDENTIAL SALES ...

SINGLE FAMILY SALES . JULY . 2010						
STREET	BDM	BTH	SQ FT	YR BLT	LOT SZ	SALE PRICE
LOUELLA AVE	2	2	1580	1949	5992	\$677,500
GLENCOE AVE	3	2	1272	1949	5995	\$739,000
GARFIELD AVE	2	1	1030	1938	4200	\$775,000
CLOY AVE	2	1	930	1950	3600	\$815,000
PROSPECT AVE	2	1.75	1533	1920	6798	\$856,000
VALITA ST	2	3	1662	1956	5100	\$880,000
BOONE AVE	2	2	1208	1950	3600	\$895,000
WASHINGTON BLVD	3	3	2095	2005	2483	\$975,000
ROSE AVE	7	4	2514	1907	7057	\$1,048,500
6TH AVE	4	2	1308	1949	4138	\$1,099,000
6TH AVE	2	2	1344	1913	5200	\$1,123,916
VIENNA WAY	4	5	2749	1987	10962	\$1,350,000
NOWITA PL	3	2.5	2257	1922	4760	\$1,390,000
CRESTMORE PL	4	5	2812	2010	3675	\$1,550,000
5TH AVE	3	2.5	2860	2006	4138	\$1,850,000
TOTAL SALES						\$16,023,916
AVERAGE SALE PRICE						\$1,068,261
AVERAGE \$ PER SQ FT						\$590

VENICE RESIDENTIAL INCOME SALES ...

RESIDENTIAL INCOME SALES . JULY . 2010							
STREET	# UNITS	BDM	BTH	SQ FT	YR BLT	LOT SZ	SALE PRICE
ABBOT KINNEY BLVD	2	4	2.75	1512	1960	3833	\$800,000
MARKET ST	2	4	2	1574	1909	2831	\$1,150,000
TOTAL SALES							\$1,950,000
AVERAGE SALE PRICE							\$975,000
AVERAGE \$ PER SQ FT							\$632

VENICE CONDOMINIUM SALES ...

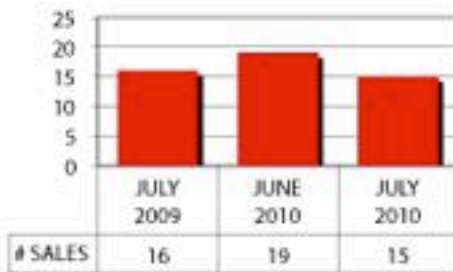
CONDOMINIUM SALES . JULY . 2010						
STREET	BDM	BTH	SQ FT	YR BLT	LOT SZ	SALE PRICE
VERNON AVE	2	2	1921	2010		\$925,000
VERNON AVE	2	2	2152	2010		\$975,000
HARBOR ST	2	3	2316	1986		\$998,000
TOTAL SALES						\$2,898,000
AVERAGE SALE PRICE						\$966,000
AVERAGE \$ PER SQ FT						\$454

VENICE COMMERCIAL SALES ...


COMMERCIAL SALES . JULY . 2010				
STREET	SQ FT	YR BLT	LOT SZ	SALE PRICE
LINCOLN BLVD	3995	1928	4920	\$1,000,000
ELECTRIC AVE	6248	1961	9918	\$3,750,000
MAIN ST	3510	1962	7187	\$3,750,000

SALES COMPARISON ...

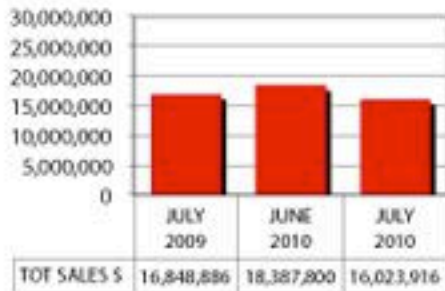
Number of Single Family Homes Sold



Average Single Family Home Sale Price



Total Single Family Home Sales Volume



Average Single Family Home Price / Sq Ft

