

JUNE 2008 VENICE SALES

VENICE SINGLE FAMILY RESIDENTIAL SALES ...

SINGLE FAMILY SALES . JUNE . 2008						
STREET	BDM	BTH	SQFT	YR BLT	LOT SZ	SALE PRICE
GLYNDON AVE	2	1.00	1064	1912	5850	\$850,000
WARREN AVE	3	1.75	1196	1948	4400	\$857,500
WALNUT AVE	3	2.00	1900	1948	5715	\$1,075,000
FREY AVE	3	2.00	1400	1950	3600	\$1,299,000
AMOROSO PL	3	3.00	1900	1928	5863	\$1,325,000
GLYNDON AVE	3	2.00	2442	2003	5850	\$1,700,000
VIENNA WAY	4	3.50	3000	N/A	6390	\$1,725,000
CLUNE AVE	4	3.50	2420	1949	5220	\$1,950,000
MILWOOD AVE	5	3.50	N/A	2007	5400	\$2,550,000
ABBOT KINNEY	3	5.00	5000	2007	2700	\$3,800,000
TOTAL SALES						\$17,131,500
AVERAGE SALE PRICE						\$1,713,150
AVERAGE \$ PER SQ FT						\$718

VENICE RESIDENTIAL INCOME SALES ...

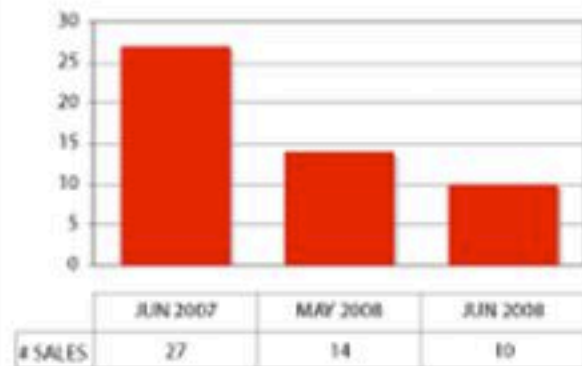
RESIDENTIAL INCOME SALES . JUNE . 2008							
STREET	UNITS	BDM	BTH	SQ FT	YR BLT	LOT SZ	SALE PRICE
BROADWAY ST	4	4	4.00	2132	1953	5184	\$915,000
ROSE AVE	4	4	4.00	1670	1951	3179	\$1,000,000
WASHINGTON WAY	2	2	2.00	1566	1923	4200	\$1,150,000
GRAND BLVD	4	4	4.00	2362	1924	2701	\$1,350,000
18TH AVE	3	5	5.00	2328	1969	2657	\$1,435,000
TOTAL SALES							\$5,850,000
AVERAGE SALE PRICE							\$1,170,000
AVERAGE \$ PER SQ FT							\$582

VENICE CONDOMINIUM SALES ...

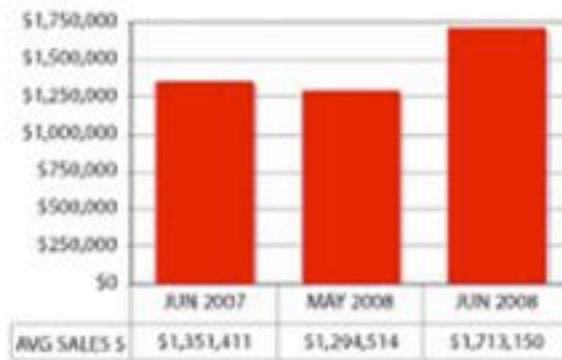
CONDOMINIUM SALES . JUNE . 2008					
STREET	BDM	BTH	SQFT	YR BLT	SALE PRICE
ELECTRIC AVE	1	1.00	1205	2000	\$950,000
S VENICE BLVD	2	2.50	1525	2005	\$1,295,000
TOTAL SALES					\$2,245,000
AVERAGE SALE PRICE					\$1,122,500
AVERAGE \$ PER SQ FT					\$822

SALES COMPARISON ...

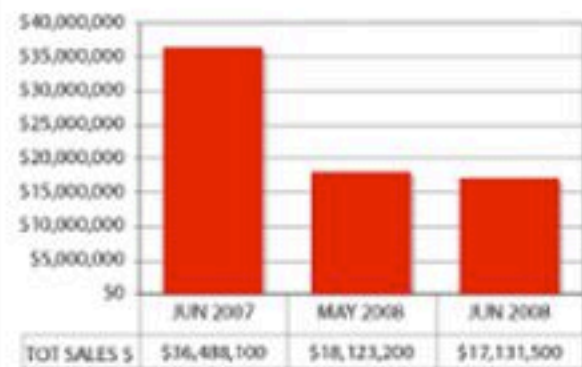
Number of Single Family Homes Sold



Average Single Family Home Sale Price



Total Single Family Home Sales Volume



Average Single Family Home Price / Sq Ft

