

MAY 2010 VENICE SALES

VENICE SINGLE FAMILY RESIDENTIAL SALES ...

SINGLE FAMILY SALES . MAY . 2010						
STREET	BDM	BTH	SQ FT	YR BLT	LOT SZ	SALE PRICE
SUNSET AVE	2	1	840	1940	4800	\$645,000
SAN JUAN AVE	3	1	1348	1908	5200	\$655,000
COMMONWEALTH AVE	2	2.75	1090	1950	4400	\$656,000
VENICE WAY	2	1.75	1025	1952	2173	\$659,000
PLEASANTVIEW AVE	2	1	892	1922	4200	\$675,000
APPLEBY ST	3	1	1213	1951	4996	\$720,000
CLEMENT AVE	3	2	1874	1927	3598	\$850,000
GRAYSON AVE	3	1	1127	1947	5104	\$921,000
CRESTMORE PL	2	2	1256	1920	6300	\$940,000
APPLETON WAY	2	1	784	1947	10962	\$978,500
30TH AVE	3	3.5	1102	1930	2901	\$990,000
NOWITA PL	2	1	1016	1948	3400	\$1,052,000
WALNUT AVE	3	3.5	1866	1926	5600	\$1,100,000
CARROLL CANAL	2	2	1139	1924	2850	\$1,245,000
VICTORIA AVE	2	2.5	2700	2003	1873	\$1,300,000
VENEZIA AVE	3	2	2200	1923	4200	\$1,313,496
GLENCOE AVE	3	2	2203	1955	5460	\$1,425,000
VISTA PL	3	3	1808	2008	2250	\$1,542,500
WILSON AVE	3	2.5	2892	2008	3600	\$1,550,000
SUPERBA AVE	3	3	2070	1922	3310	\$1,775,000
PRESTON WAY	4	4	3115	2009	6400	\$2,050,000
28TH AVE	2	1	N/A	1948	4000	\$2,200,000
NOWITA PL	4	3	3031	1912	6290	\$3,286,100
TOTAL SALES						\$28,528,596
AVERAGE SALE PRICE						\$1,240,374
AVERAGE \$ PER SQ FT						\$720

VENICE RESIDENTIAL INCOME SALES ...

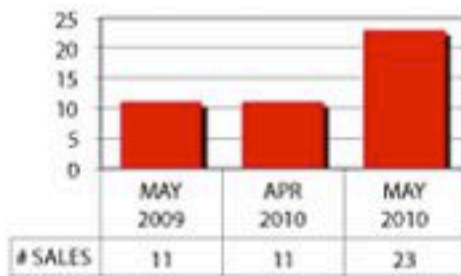
RESIDENTIAL INCOME SALES . MAY . 2010							
STREET	# UNITS	BDM	BTH	SQ FT	YR BLT	LOT SZ	SALE PRICE
VAN BUREN AVE	2	2	2	1047	1946	4200	\$337,000
OCEAN AVE	2	2	2	1056	1921	3615	\$650,000
WASHINGTON WAY	2	4	2	1628	1953	4182	\$665,000
ABBOT KINNEY	2	6	3	2528	1960	4312	\$782,000
PALMS BLVD	2	3	2	1707	1939	5760	\$861,000
TOTAL SALES							\$3,295,000
AVERAGE SALE PRICE							\$659,000
AVERAGE \$ PER SQ FT							\$414

VENICE CONDOMINIUM SALES ...

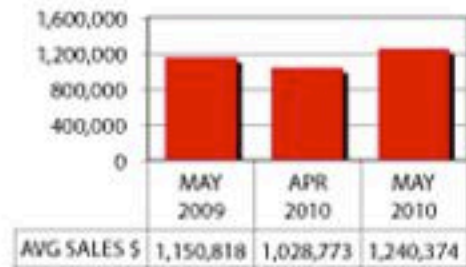
CONDOMINIUM SALES . MAY . 2010						
STREET	BDM	BTH	SQ FT	YR BLT		SALE PRICE
CABRILLO AVE	3	3	2244	1989		\$1,075,000
ABBOT KINNEY	3	3	3300	2007		\$1,950,000
OCEAN FRONT WALK	3	3	3000	2009		\$2,025,000
TOTAL SALES						\$5,050,000
AVERAGE SALE PRICE						\$1,683,333
AVERAGE \$ PER SQ FT						\$591

SALES COMPARISON ...

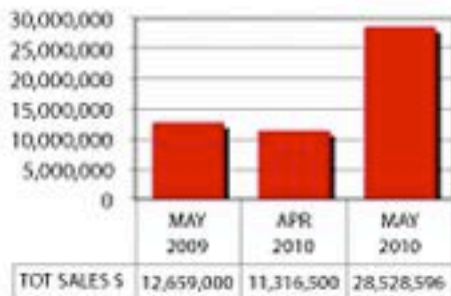
Number of Single Family Homes Sold



Average Single Family Home Sale Price



Total Single Family Home Sales Volume



Average Single Family Home Price / Sq Ft

