

APRIL 2009 VENICE SALES

VENICE SINGLE FAMILY RESIDENTIAL SALES ...

SINGLE FAMILY SALES . APRIL . 2009						
STREET	BDM	BTH	SQ FT	YR BLT	LOT SZ	SALE PRICE
AMOROSO PL	2	1	864	1950	4320	\$760,000
INDIANA AVE	2	1	1120	1928	4800	\$781,500
NARCISSUS CT	2	3	2693	2003	1916	\$1,100,000
OZONE AVE	2	2	1290	1910	3000	\$1,105,000
AMOROSO PL	2	2	1631	1929	3600	\$1,425,000
28TH AVE	3	2.5	3200	2007	4300	\$1,800,000
FREY AVE	3	2.5	3000	2007	3600	\$1,940,000
TOTAL SALES						\$8,911,500
AVERAGE SALE PRICE						\$1,273,071
AVERAGE \$ PER SQ FT						\$646

VENICE RESIDENTIAL INCOME SALES ...

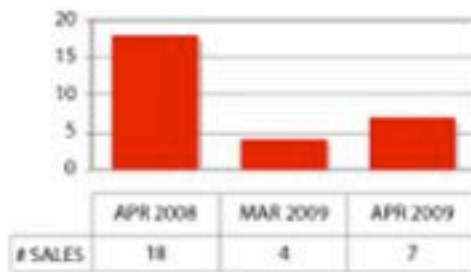
RESIDENTIAL INCOME SALES . APRIL . 2009							
STREET	# UNITS	BDM	BTH	SQ FT	YR BLT	LOT SZ	SALE PRICE
SANTA CLARA AVE	2	4	2	1548	1945	5183	\$875,000
TOTAL SALES							\$875,000
AVERAGE SALE PRICE							\$875,000
AVERAGE \$ PER SQ FT							\$565

VENICE CONDOMINIUM SALES ...

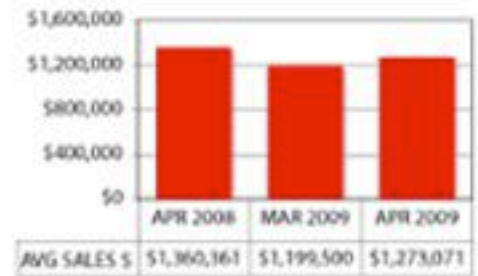
CONDOMINIUM SALES . APRIL . 2009						
STREET	BDM	BTH	SQ FT	YR BLT		SALE PRICE
ELECTRIC AVE	1	1	1210	2000		\$1,000,000
TOTAL SALES						\$1,000,000
AVERAGE SALE PRICE						\$1,000,000
AVERAGE \$ PER SQ FT						\$826

SALES COMPARISON ...

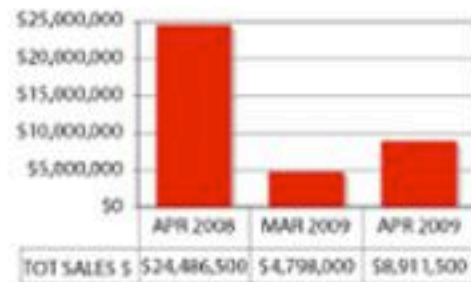
Number of Single Family Homes Sold



Average Single Family Home Sale Price



Total Single Family Home Sales Volume



Average Single Family Home Price / Sq Ft

